

Scaled data based on original data using
LM-79-08 Approved Method: Electrical and Photometric Measurements of Solid-
State Lighting Products

Test Report Prepared for
Cooper Lighting Solutions
(formerly Eaton)

Brand: STREETWORKS

Report Number: P368207

Luminaire Tested: **PMM-SA4A-730-U-5WQ**

Issue Date: 12/2/2019

Test Information

Test Method: LM-79-08
Report Number: P368207
TEST IS SCALED FROM IESNA LM-79-08 TEST DATA (G2-1910-543-4)
Test Lab: INNOVATION CENTER
Issue Date: 12/2/2019
Manufacturer: COOPER LIGHTING SOLUTIONS (FORMERLY EATON)
Product Line: STREETWORKS
Catalog Number: PMM-SA4A-730-U-5WQ
Description: MESA POST TOP DECORATIVE LUMINAIRE. (4) LIGHTSQUARES WITH 16 LEDS EACH AND TYPE V WIDE OPTICS.
Light Source: -
Ballast/Driver: ELECTRONIC DRIVER

Summary

Lumens per Lamp: N/A
Luminaire Lumens: 15146 lumens
Efficiency: N/A
Efficacy: 117.4 lumens/watt
Luminous Opening: Rectangular (W 1' x L: 1' x H: 0')
IES Classification: Type V - Short
BUG Rating: B4 - U0 - G2

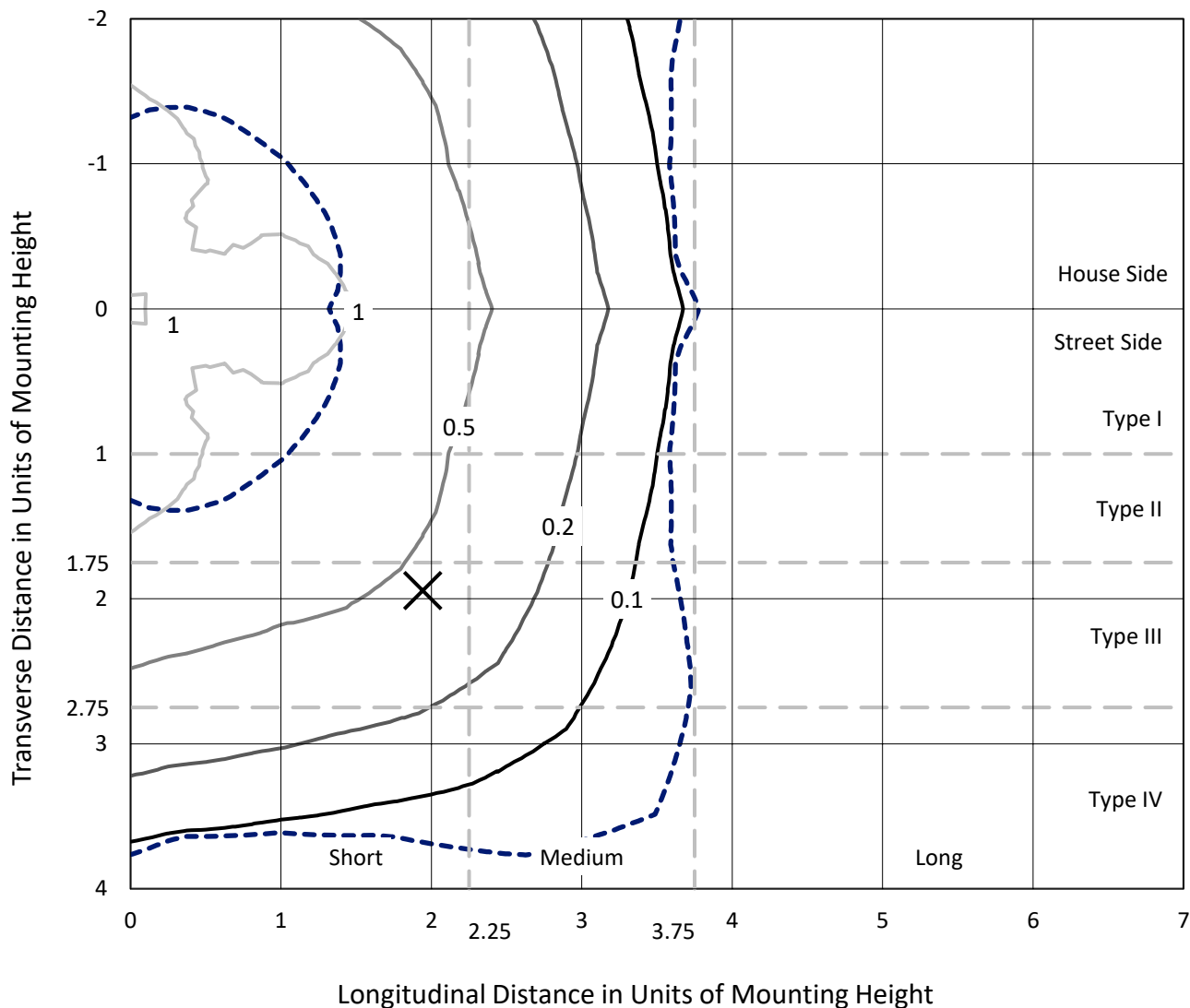
Input Watts (W): 129
Input Voltage (V): NR
Input Current (Ain): NR
Voltage Rise (V): NR
Power Factor: NR
Total Harmonic Distortion (THDi): NR
Frequency (hertz): 60
Stabilization Time: NR
Operation Time: NR
Ambient Temperature (°C): NR
Test Distance: 28.75 FT



REPORT NUMBER: P368207
 CATALOG NUMBER: PMM-SA4A-730-U-5WQ

Iso-Footcandle Lines of Horizontal Illumination

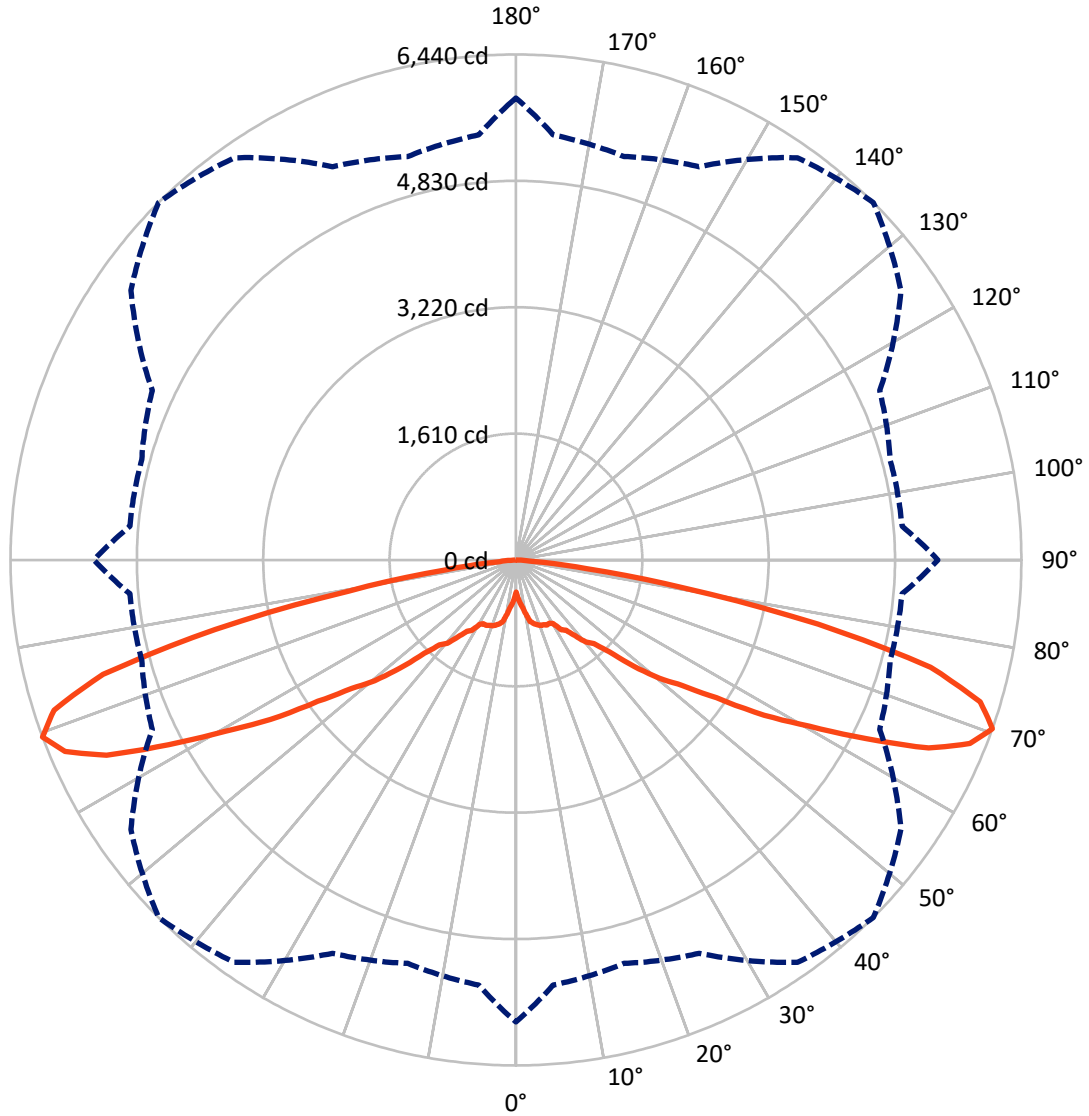
✕ Max cd
 - - - 1/2 Max cd



Based on 25 foot mounting height. Maximum calculated value = 1.3 fc
 Type V - Short - N/A

REPORT NUMBER: P368207
CATALOG NUMBER: PMM-SA4A-730-U-5WQ

Luminous Intensity Polar Plot



— Vertical Plane Through 45-Deg Lateral - - - Horizontal Cone Through 70-Deg Vertical

REPORT NUMBER: P368207

CATALOG NUMBER: PMM-SA4A-730-U-5WQ

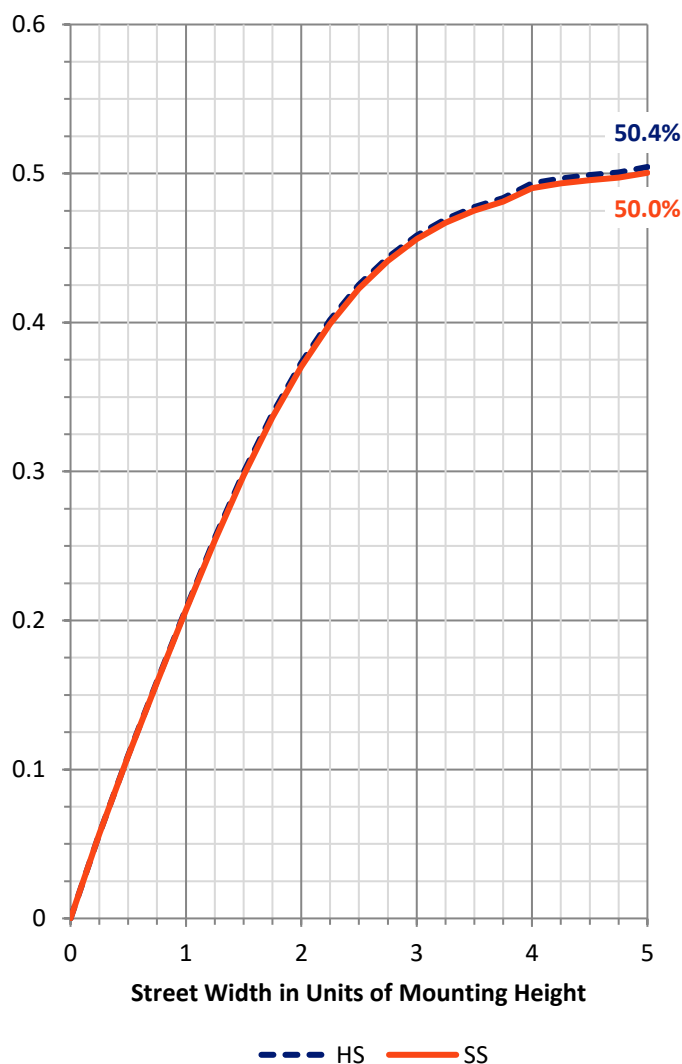
FLUX DISTRIBUTION:

		Downward	Upward	Total
House Side	Lumens	7573.0	0.0	7573.0
	% Fixture	50.0	0.0	50.0
Street Side	Lumens	7573.0	0.0	7573.0
	% Fixture	50.0	0.0	50.0
Total	Lumens	15146.0	0.0	15146.0
	% Fixture	100.0	0.0	100.0

ZONAL LUMENS:

Zone	Lumens	% Fixture
0°-10°	59.6	0.4
10°-20°	238.4	1.6
20°-30°	450.8	3.0
30°-40°	785.2	5.2
40°-50°	1501.0	9.9
50°-60°	2910.5	19.2
60°-70°	5096.4	33.6
70°-80°	3830.2	25.3
80°-90°	274.1	1.8
90°-100°	0.0	0.0
100°-110°	0.0	0.0
110°-120°	0.0	0.0
120°-130°	0.0	0.0
130°-140°	0.0	0.0
140°-150°	0.0	0.0
150°-160°	0.0	0.0
160°-170°	0.0	0.0
170°-180°	0.0	0.0
0°-90°	15146.0	100.0
0°-180°	15146.0	100.0

Coefficient of Utilization



REPORT NUMBER: P368207

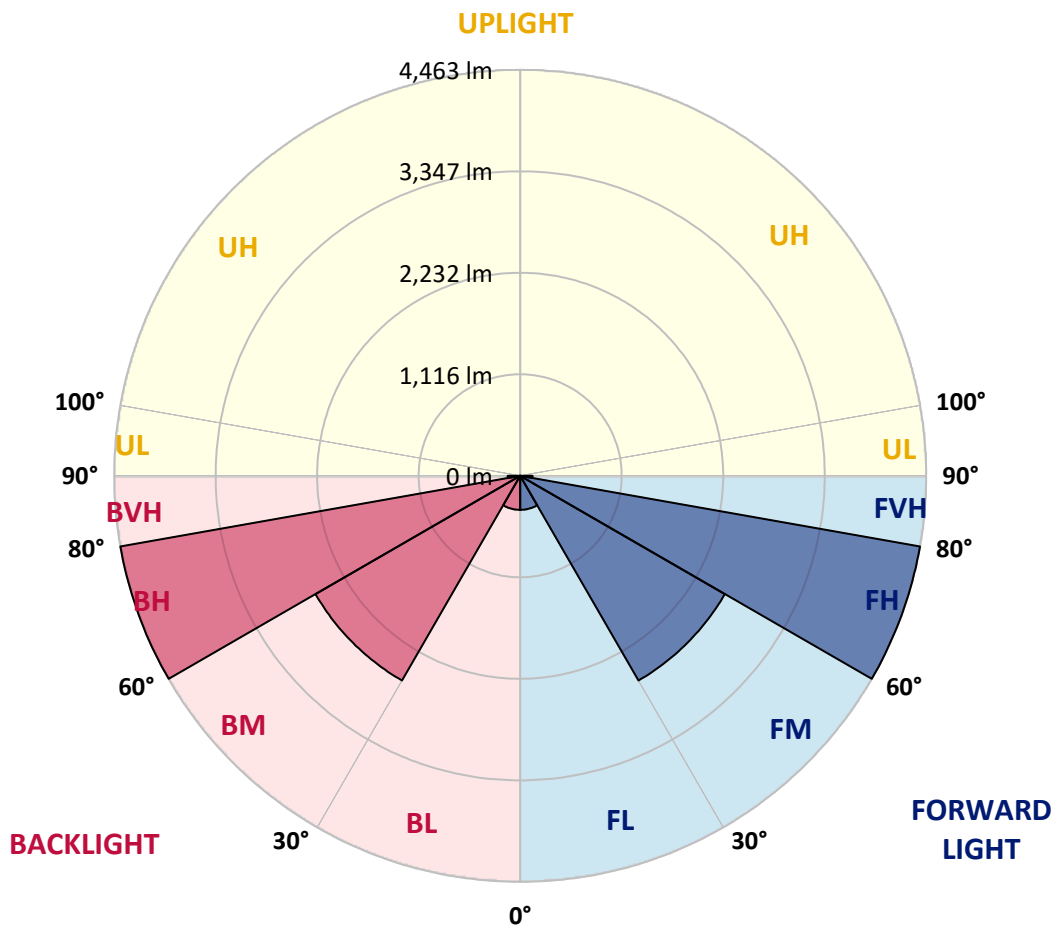
CATALOG NUMBER: PMM-SA4A-730-U-5WQ

LUMINAIRE CLASSIFICATION SYSTEM LUMEN TABLE AND BUG RATING:

Zone	Lumens	% Fixture	Zone Rating/Lumen Limit		
			B	U	G
FL (0°-30°)	374.4	2.5			
FM (30°-60°)	2598.3	17.2			
FH (60°-80°)	4463.3	29.5			G2/5000
FVH (80°-90°)	137.0	0.9			G2/225
BL (0°-30°)	374.4	2.5	B1/500		
BM (30°-60°)	2598.3	17.2	B3/5000		
BH (60°-80°)	4463.3	29.5	B4/5000		G2/5000
BVH (80°-90°)	137.0	0.9			G2/225
UL (90°-100°)	0.0	0.0		U0/0	
UH (100°-180°)	0.0	0.0		U0/0	

BUG Rating: B4-U0-G2

Type V Short





REPORT NUMBER: P368207
 CATALOG NUMBER: PMM-SA4A-730-U-5WQ

CANDELA DISTRIBUTION (FULL):

	0°	5°	15°	25°	35°	45°	55°	65°	75°	85°	90°
0°	409.5	409.5	409.5	409.5	409.5	409.5	409.5	409.5	409.5	409.5	409.5
2.5°	498.3	490.6	466.5	467.7	478.9	480.0	481.2	466.5	463.0	493.0	494.7
5°	632.8	615.2	597.6	590.5	579.9	550.6	582.9	586.4	593.4	616.4	626.9
7.5°	722.7	701.0	676.9	662.2	633.4	609.3	635.8	657.5	671.6	697.4	712.1
10°	739.8	726.8	725.6	699.8	694.5	703.3	701.6	702.1	723.3	723.9	732.7
12.5°	793.2	802.6	784.4	775.6	780.9	802.6	785.0	777.4	782.6	806.7	796.7
15°	863.1	874.3	846.7	832.6	818.5	839.1	820.8	834.4	851.4	869.0	860.2
17.5°	940.7	941.3	903.7	851.4	863.7	866.7	860.2	849.0	897.8	940.1	936.0
20°	983.0	982.4	917.8	846.7	883.1	889.6	883.7	845.5	919.0	977.1	975.4
22.5°	1026.5	1013.6	936.0	878.4	891.9	897.2	883.7	880.2	936.0	1017.1	1016.5
25°	1050.0	1061.2	976.0	940.1	928.9	916.6	928.4	934.2	987.7	1067.0	1044.1
27.5°	1123.4	1105.2	987.7	984.2	960.7	911.9	952.5	981.2	984.2	1112.3	1135.8
30°	1189.8	1196.9	1040.6	1045.9	1003.0	941.3	1004.2	1050.0	1058.8	1198.1	1195.7
32.5°	1260.3	1263.3	1134.6	1080.0	1061.7	1059.4	1035.3	1075.3	1144.6	1256.2	1260.9
35°	1367.3	1391.4	1218.6	1145.2	1122.3	1098.8	1119.9	1155.8	1220.4	1387.8	1376.1
37.5°	1612.3	1574.1	1401.4	1249.2	1233.9	1224.5	1241.5	1267.4	1399.6	1578.2	1632.9
40°	1783.3	1765.1	1530.0	1421.3	1325.0	1375.5	1335.5	1435.4	1544.7	1766.2	1801.5
42.5°	2048.3	1967.2	1725.7	1591.1	1491.3	1455.4	1477.7	1608.2	1747.4	1994.2	2063.5
45°	2302.7	2177.5	1970.7	1852.0	1700.4	1662.8	1692.8	1846.1	2007.1	2202.2	2324.4
47.5°	2562.4	2433.1	2205.7	2034.2	1910.2	2022.4	1924.3	2070.0	2230.4	2457.2	2565.9
50°	2832.1	2688.7	2464.3	2277.4	2266.8	2366.1	2248.6	2323.3	2471.9	2706.9	2835.0
52.5°	3141.7	2987.2	2762.8	2636.4	2661.1	2654.6	2631.1	2617.6	2763.9	2994.8	3147.0
55°	3510.1	3343.3	3164.1	3105.9	3174.1	3100.6	3135.3	3130.6	3151.7	3316.8	3494.9
57.5°	3955.5	3766.9	3587.1	3574.2	3661.7	3731.1	3669.4	3580.7	3543.6	3704.0	3907.9
60°	4516.7	4285.2	4087.7	4047.2	4296.9	4296.3	4240.5	4041.9	4027.8	4209.4	4455.0
62.5°	5136.5	4854.5	4638.9	4574.2	4965.6	5009.6	4835.7	4479.6	4552.5	4698.8	4990.2
65°	5663.0	5324.0	5123.0	5105.4	5583.7	5778.2	5393.9	4906.8	4930.3	5051.9	5367.5
67.5°	6006.1	5597.8	5438.0	5523.2	6117.8	6239.4	5882.2	5192.4	5108.9	5159.5	5536.7
70°	5885.7	5436.8	5321.6	5528.5	6255.9	6439.8	5987.3	5112.5	4935.0	4937.4	5375.7
72.5°	4973.2	4546.0	4600.7	4980.2	5929.2	6187.1	5500.8	4617.7	4254.6	4245.8	4643.6
75°	3288.6	3003.1	3218.7	3810.4	4929.1	5456.8	4557.8	3619.4	3164.1	3016.0	3323.3
77.5°	1438.4	1401.9	1583.5	2252.2	3360.3	3932.6	3265.1	2364.4	1721.0	1431.3	1563.5
80°	385.4	377.2	473.6	854.3	1635.8	2165.8	1766.8	943.1	492.4	358.4	380.2
82.5°	140.4	144.0	175.7	239.1	538.8	911.9	587.0	275.6	186.3	152.8	152.8
85°	61.1	59.3	85.2	95.8	146.9	206.2	168.6	116.9	94.0	70.5	67.6
87.5°	16.5	20.6	28.8	30.0	38.2	31.1	44.7	41.1	35.3	24.7	20.0
90°	0.0	0.0	0.0	0.0	0.0	0.0	0.0	0.0	0.0	0.0	0.0

(END OF REPORT)